

# Panasonic

## PT-EZ770 Series

LCD Projectors

PT-EZ770Z/PT-EZ770ZL  
PT-EW730Z/PT-EW730ZL  
PT-EX800Z/PT-EX800ZL



# Your Key to Success

For high-impact presentations in bright conditions, you can't go past the PT-EZ770 Series for the ultimate in automated projection flexibility.



Lecture Halls



Classrooms



Meeting Rooms



Large Venues



PT-EZ770Z/ZL	6,500 lm	5,000 : 1	WUXGA
PT-EW730Z/ZL	7,000 lm	5,000 : 1	WXGA
PT-EX800Z/ZL	7,500 lm	5,000 : 1	XGA





Quiet  
**29dB\***  
Operation

“We need collaborative performance — it has to play nice with our system.”

>> Seamless System Integration



“I need bright and vivid pictures without dimming the lights.”

>> Brilliant Imaging Performance



“We need a projector that costs less to run.”

>> Lower Maintenance and Running Cost



“I need something that’s flexible enough for any situation.”

>> Flexible Installation and Control



The PT-EZ770 Series serves up brilliantly clear images in bright rooms with up to WUXGA (1920 x 1200) resolution. Installed singly or as part of a collaborative network in business meeting rooms, lecture halls, classrooms, or larger venues, you’ll find setup and operation to be extremely easy with fewer cables and greater levels of automation. And with extended maintenance periods and improved power efficiency, class-leading projection is well within your budget.

# You need a Panasonic.

Image on screen is a graphical representation. \*With lamp power set to ECO 2.

# Brilliant Imaging Performance

## High Brightness and Contrast

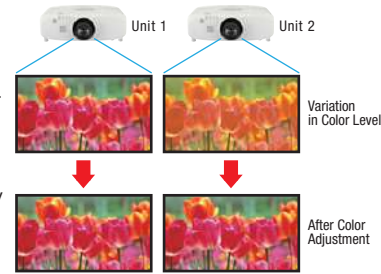
Despite its sleek and compact dimensions, the PT-EZ770 Series delivers class-leading brightness of up to 7,500 lm\*1 with a contrast ratio of 5,000:1. The iris automatically adjusts to suit ambient lighting conditions.

## WUXGA Resolution for Lustrous Full HD Images

With native WUXGA 1920 x 1200-pixel widescreen resolution, the PT-EZ770Z/ZL is capable of displaying Full HD video from Blu-ray Disc and other sources in beautifully rich, vivid detail.

## Color Adjustment Function

A color adjustment function allows you to easily correct for slight variations in the color reproduction range of individual units set up for multiple projection, particularly in side-by-side configuration. Correction is performed on 3 colors or 7 colors.



## DICOM-Compatible for Medical Presentations and Training

The PT-EZ770 Series is compatible with DICOM standards for presentations relating to medicine. DICOM Simulation Mode reproduces complex images, such as x-rays, with exceptionally high levels of detail and contrast.



## Brilliant Images in Brightly Lit Rooms

Panasonic's Daylight View Basic technology resolves hidden details in dark images that are normally difficult to see in bright conditions. Using an ambient light sensor, Daylight View Basic adjusts halftone color and brightness to suit the room. Resulting images are clear, bright, and easy to see.



## Additional Imaging Features

- Side-by-side and Picture-in-Picture Mode for simultaneous multi-source viewing
- Inorganic LCD materials used to maintain image quality longer

# Flexible Installation and System Integration

## Powered Lens Shift, Zoom, and Focus

Unlike other projectors in its class, the PT-EZ770 Series has powered vertical and horizontal lens shift, zoom, and focus capabilities, allowing you full control of picture adjustment via remote control.

## Integrated DIGITAL LINK and DisplayPort Connections

DIGITAL LINK bundles uncompressed Full HD video, analog A/V, and Ethernet/RS-232C control commands through a single cable for distances of up to 100 m (328 ft). As well as cutting costs, DIGITAL LINK is easier to install. DisplayPort, meanwhile, enables a single high-bandwidth connection to the latest PCs while our optional Digital Interface Box connects multiple source devices to the projector, routing signals via a single CAT5e cable for fast input switching via remote control.



## Crestron Connected™ and PLink™ Integration

Models in the PT-EZ770 Series seamlessly integrate into an existing projection system controlled by Crestron Connected™ software. The PLink™ Class 1 and AMX system control standards are also supported.



## Exceptionally Easy to Use

- Offers a wider range of easy-change lenses to suit every space
- Mechanical lens shutter prevents light leakage when on standby

# Lower Maintenance and Running Costs

## Dust-Resistant Cabinet and Long-Life Eco Filter

The PT-EZ770 Series offers excellent resistance to the effects of dust, extending maintenance to 15,000 hours\*2 for the Eco Filter (which may be washed and reused\*3). The cabinet incorporates a straight airflow path, extensive optical shielding, and improved sealing for the Eco Filter and electrostatic Micro Cut Filter to keep the projector running clean and bright.



## Lamp Replacement Cycle of up to 4,500 Hours\*4

Users need not pay for higher brightness and imaging quality with increased running costs. The PT-EZ770 Series has a recommended lamp replacement cycle of up to 4,500 hours\*4, delivering considerable savings over the life of the product.

## Intelligent Lamp Control Reduces Power Consumption

When in Auto Mode, Intelligent Lamp Control manages lamp output levels in real time, reducing power by up to 58%\*5 when maximum output is not needed (in darker scenes, for example). Shift correction technology preserves the optimal color balance as lamp output fluctuates.

## Save Power, Time, and Money

- Power-saving Eco Standby Mode draws just 0.3 W of power\*6
- Eco management functions are easily adjusted to suit conditions via the ECO remote control button
- Ecologically conscious design with full RoHS compliance
- Easy lamp and air-filter replacement with unit installed on ceiling
- Direct Power Off function enables safe projector shutdown via breaker
- Ultra-Quiet Operation with only 29 dB\*7 of noise on ECO 2 mode

## Projection distance

PT-EZ770Z/ZL

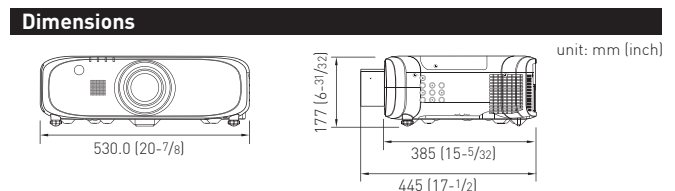
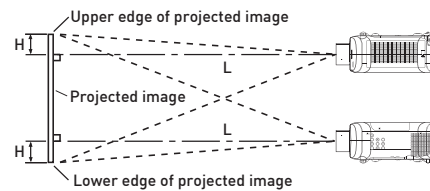
Diagonal image size	Projection distance (L)								Height from the edge of screen to center of lens (H)		
	ET-ELW20		Standard lens		ET-ELT20		ET-ELT21		ET-ELW20/Standard/ET-ELT20/ET-ELT21	ET-ELW21	
	1.3-1.7:1		1.7-2.8:1		2.8-4.6:1		4.6-7.2:1				
Throw ratio (16:10 aspect ratio)	min.[wide]	max.[tele]	min.[wide]	max.[tele]	min.[wide]	max.[tele]	min.[wide]	max.[tele]	fix		
40"	1017 (3.3)	1407 (4.4)	1357 (4.5)	2354 (7.7)	2290 (7.5)	3807 (12.5)	3716 (12.2)	6029 (19.8)	629 (2.1)	-54 - 592 [-0.20 - 1.90]	269 (0.90)
50"	1285 (4.2)	1772 (5.8)	1710 (5.6)	2954 (9.7)	2891 (9.5)	4787 (15.7)	4698 (15.4)	7589 (24.9)	801 (2.6)	-67 - 740 [-0.20 - 2.40]	337 (1.10)
60"	1553 (5.1)	2137 (7.0)	2063 (6.8)	3554 (11.7)	3492 (11.5)	5767 (18.9)	5681 (18.6)	9149 (30.0)	973 (3.2)	-81 - 888 [-0.30 - 2.90]	404 (1.30)
70"	1822 (6.0)	2502 (8.2)	2416 (7.9)	4155 (13.6)	4155 (13.6)	6747 (22.1)	6663 (21.9)	10709 (35.1)	1145 (3.8)	-94 - 1037 [-0.30 - 3.40]	471 (1.50)
80"	2090 (6.9)	2867 (9.4)	2770 (9.1)	4755 (15.6)	4694 (15.4)	7727 (25.4)	7645 (25.1)	12269 (40.3)	1317 (4.3)	-108 - 1185 [-0.40 - 3.90]	538 (1.80)
90"	2358 (7.7)	3233 (10.6)	3123 (10.2)	5356 (17.6)	5295 (17.4)	8707 (28.6)	8627 (28.3)	13829 (45.4)	1488 (4.9)	-121 - 1333 [-0.40 - 4.40]	606 (2.00)
100"	2626 (8.6)	3598 (11.8)	3476 (11.4)	5956 (19.5)	5896 (19.3)	9687 (31.8)	9609 (31.5)	15389 (50.5)	1660 (5.5)	-135 - 1481 [-0.40 - 4.90]	673 (2.20)
120"	3162 (10.4)	4328 (14.2)	4182 (13.7)	7157 (23.5)	7098 (23.3)	11447 (38.2)	11373 (38.0)	18509 (60.7)	2004 (6.6)	-162 - 1777 [-0.50 - 5.80]	808 (2.60)
150"	3967 (13.4)	5423 (17.8)	5241 (17.2)	8959 (29.4)	8901 (29.2)	14587 (47.9)	14520 (47.6)	23189 (76.1)	2519 (8.3)	-202 - 2221 [-0.70 - 7.30]	1010 (3.30)
200"	5308 (17.4)	7249 (23.8)	7006 (23.0)	11961 (39.2)	11906 (39.1)	19487 (63.9)	19431 (63.7)	30988 (101.7)	3378 (11.1)	-269 - 2962 [-0.90 - 9.70]	1346 (4.40)
250"	6649 (21.8)	9074 (29.8)	8771 (28.8)	14963 (49.1)	14911 (48.9)	24387 (80.0)	24341 (79.9)	38788 (127.3)	4237 (13.9)	-337 - 3702 [-1.10 - 12.10]	1683 (5.50)
300"	7989 (26.2)	10900 (35.8)	10537 (34.6)	17965 (58.9)	17917 (58.8)	29287 (96.1)	29252 (96.0)	46588 (152.8)	5096 (16.7)	-404 - 4442 [-1.30 - 14.60]	2019 (6.60)
350"	9330 (30.6)	12725 (41.7)	12302 (40.4)	20968 (68.8)	20922 (68.6)	34187 (112.2)	34163 (112.1)	54388 (178.4)	5954 (19.5)	-471 - 5183 [-1.50 - 17.00]	2356 (7.70)
400"	10671 (35.0)	14551 (47.7)	14067 (46.2)	23970 (78.6)	23927 (78.5)	39088 (128.2)	39073 (128.2)	62188 (204.0)	6813 (22.4)	-538 - 5923 [-1.80 - 19.40]	2692 (8.80)

PT-EW730Z/ZL

Diagonal image size	Projection distance (L)								Height from the edge of screen to center of lens (H)		
	ET-ELW20		Standard lens		ET-ELT20		ET-ELT21		ET-ELW20/Standard/ET-ELT20/ET-ELT21	ET-ELW21	
	1.3-1.7:1		1.7-2.8:1		2.8-4.6:1		4.6-7.2:1				
Throw ratio (16:10 aspect ratio)	min.[wide]	max.[tele]	min.[wide]	max.[tele]	min.[wide]	max.[tele]	min.[wide]	max.[tele]	fix		
40"	1030 (3.4)	1423 (4.7)	1378 (4.5)	2383 (7.8)	2320 (7.6)	3854 (12.6)	3764 (12.3)	6104 (20.0)	638 (2.1)	-54 - 592 [-0.20 - 1.90]	269 (0.90)
50"	1302 (4.3)	1792 (5.9)	1735 (5.7)	2991 (9.8)	2928 (9.6)	4845 (15.9)	4758 (15.6)	7683 (25.2)	812 (2.7)	-67 - 740 [-0.20 - 2.40]	337 (1.10)
60"	1574 (5.2)	2161 (7.1)	2093 (6.9)	3599 (11.8)	3536 (11.6)	5837 (19.2)	5752 (18.9)	9261 (30.4)	986 (3.2)	-81 - 888 [-0.30 - 2.90]	404 (1.30)
70"	1846 (6.1)	2530 (8.3)	2450 (8.0)	4297 (13.8)	4145 (13.6)	6829 (22.4)	6746 (22.1)	10840 (35.6)	1159 (3.8)	-94 - 1037 [-0.30 - 3.40]	471 (1.50)
80"	2118 (6.9)	2899 (9.5)	2807 (9.2)	4816 (15.8)	4753 (15.6)	7820 (25.7)	7740 (25.4)	12419 (40.7)	1333 (4.4)	-108 - 1185 [-0.40 - 3.90]	538 (1.80)
90"	2389 (7.8)	3268 (10.7)	3164 (10.4)	5424 (17.8)	5361 (17.6)	8812 (28.9)	8734 (28.7)	13997 (45.9)	1507 (4.9)	-121 - 1333 [-0.40 - 4.40]	606 (2.00)
100"	2661 (8.7)	3637 (11.9)	3521 (11.6)	6032 (19.8)	5970 (19.6)	9804 (32.2)	9728 (31.9)	15576 (51.1)	1681 (5.5)	-135 - 1481 [-0.40 - 4.90]	673 (2.20)
120"	3205 (10.5)	4375 (14.4)	4236 (13.9)	7248 (23.8)	7187 (23.6)	11787 (38.7)	11717 (38.4)	18733 (61.5)	2028 (6.7)	-162 - 1777 [-0.50 - 5.80]	808 (2.60)
150"	4020 (13.2)	5483 (18.0)	5307 (17.4)	9073 (29.8)	9012 (29.6)	14762 (48.4)	14699 (48.2)	23469 (77.0)	2550 (8.4)	-202 - 2221 [-0.70 - 7.30]	1010 (3.30)
200"	5380 (17.7)	7328 (24.0)	7093 (23.3)	12114 (39.7)	12054 (39.5)	19720 (64.7)	19670 (64.5)	31363 (102.9)	3419 (11.2)	-269 - 2962 [-0.90 - 9.70]	1346 (4.40)
250"	6739 (21.1)	9173 (30.1)	8879 (29.1)	15155 (49.7)	15095 (49.5)	24678 (81.0)	24640 (80.8)	39256 (128.8)	4288 (14.1)	-337 - 3702 [-1.10 - 12.10]	1683 (5.50)
300"	8098 (26.6)	11019 (36.2)	10665 (35.0)	18195 (59.7)	18137 (59.5)	29636 (97.2)	29611 (97.1)	47149 (154.7)	5156 (16.9)	-404 - 4442 [-1.30 - 14.60]	2019 (6.60)
350"	9457 (31.0)	12864 (42.2)	12450 (40.8)	21236 (69.7)	21179 (69.5)	34594 (113.5)	34581 (113.5)	55043 (180.6)	6025 (19.8)	-471 - 5183 [-1.50 - 17.00]	2356 (7.70)
400"	10816 (35.5)	14709 (48.3)	14236 (46.7)	24277 (79.6)	24221 (79.5)	39552 (129.8)	39552 (129.8)	62936 (206.5)	6894 (22.6)	-538 - 5923 [-1.80 - 19.40]	2692 (8.80)

PT-EX800Z/ZL

Diagonal image size	Projection distance (L)								Height from the edge of screen to center of lens (H)		
	ET-ELW20		Standard lens		ET-ELT20		ET-ELT21		ET-ELW20/Standard/ET-ELT20/ET-ELT21	ET-ELW21	
	1.3-1.7:1		1.7-2.8:1		2.8-4.6:1		4.6-7.2:1				
Throw ratio (4:3 aspect ratio)	min.[wide]	max.[tele]	min.[wide]	max.[tele]	min.[wide]	max.[tele]	min.[wide]	max.[tele]	fix		
40"	972 (3.2)	1346 (4.4)	1301 (4.3)	2256 (7.4)	2191 (7.2)	3650 (12.0)	3555 (11.7)	5777 (19.0)	602 (2.0)	0 - 610 (0.0 - 2.0)	305 (1.00)
50"	1229 (4.0)	1696 (5.6)	1640 (5.4)	2832 (9.3)	2768 (9.1)	4590 (15.1)	4497 (14.8)	7274 (23.9)	767 (2.5)	0 - 762 (0.0 - 2.0)	381 (1.30)
60"	1486 (4.9)	2046 (6.7)	1979 (6.5)	3408 (11.2)	3344 (11.0)	5531 (18.1)	5439 (17.8)	8771 (28.8)	932 (3.1)	0 - 914 (0.0 - 3.0)	457 (1.50)
70"	1743 (5.7)	2396 (7.9)	2318 (7.6)	3984 (13.1)	3921 (12.9)	6471 (21.2)	6382 (20.9)	10268 (33.7)	1097 (3.6)	0 - 1067 (0.0 - 3.5)	533 (1.80)
80"	2000 (6.6)	2746 (9.0)	2657 (8.7)	4560 (15.0)	4497 (14.8)	7412 (24.3)	7324 (24.0)	11765 (38.6)	1262 (4.1)	0 - 1219 (0.0 - 4.0)	610 (2.00)
90"	2257 (7.4)	3096 (10.2)	2996 (9.8)	5136 (16.9)	5073 (16.6)	8353 (27.4)	8266 (27.1)	13262 (43.5)	1427 (4.7)	0 - 1372 (0.0 - 4.5)	686 (2.30)
100"	2514 (8.2)	3446 (11.3)	3335 (10.9)	5712 (18.7)	5650 (18.5)	9293 (30.5)	9208 (30.2)	14759 (48.4)	1592 (5.2)	0 - 1524 (0.0 - 5.0)	762 (2.50)
120"	3028 (9.9)	4146 (13.6)	4013 (13.2)	6864 (22.5)	6803 (22.3)	11174 (36.7)	11092 (36.4)	17753 (58.2)	1922 (6.3)	0 - 1829 (0.0 - 6.0)	914 (3.00)
150"	3799 (12.5)	5196 (17.0)	5030 (16.5)	8592 (28.2)	8532 (28.0)	13996 (45.9)	13918 (45.7)	22244 (73.0)	2417 (8.0)	0 - 2286 (0.0 - 7.5)	1143 (3.80)
200"	5084 (16.7)	6946 (22.8)	6725 (22.1)	11472 (37.6)	11414 (37.4)	18699 (61.3)	18629 (61.1)	29729 (97.5)	3242 (10.6)	0 - 3048 (0.0 - 10.0)	1524 (5.00)
250"	6369 (20.9)	8696 (28.5)	8420 (27.6)	14352 (47.1)	14296 (46.9)	23402 (76.8)	23339 (76.6)	37214 (122.1)	4067 (13.3)	0 - 3810 (0.0 - 12.5)	1905 (6.30)
300"	7654 (25.1)	10446 (34.3)	10115 (33.2)	17232 (56.5)	17178 (56.4)	28105 (92.2)	28050 (92.0)	44699 (146.7)	4892 (16.1)	0 - 4572 (0.0 - 15.0)	2286 (7.50)
350"	8939 (29.3)	12196 (40.0)	11810 (38.7)	20112 (66.0)	20060 (65.8)	32808 (107.6)	32760 (107.5)	52184 (171.2)	5717 (18.8)	0 - 5334 (0.0 - 17.5)	2667 (8.80)
400"	10224 (33.5)	13946 (45.8)	13505 (44.3)	22992 (75.4)	22942 (75.3)	37511 (123.1)	37471 (122.9)	59669 (195.8)	6542 (21.5)	0 - 6096 (0.0 - 20.0)	3048 (10.00)



## Optional accessories

<b>Zoom lens</b> ET-ELW20	<b>Zoom lens</b> ET-ELT20	<b>Zoom lens</b> ET-ELT21	<b>Fixed-focus lens</b> ET-ELW21	<b>Digital Interface Box</b> ET-YFB100G Brackets included for various installation needs, including server rack (EIA standards) mounting.
<b>High-ceiling mount bracket</b> ET-PKE20				

Specifications				
Model	PT-EZ770Z/EZ770ZL	PT-EW730Z/EW730ZL	PT-EX800Z/EX800ZL	
Power supply	100-240 V AC, 50/60 Hz			
Power consumption	590 W (0.3 W with Standby Mode set to ECO*1, 10 W with Standby Mode set to Normal, 37 W with In Standby Mode of Audio Setting set to ON)			
LCD panel	Panel size	19.0 mm (0.76") diagonal (16:10 aspect ratio)	20.0 mm (0.79") diagonal (4:3 aspect ratio)	
	Display method	Transparent LCD panel (x 3, R/G/B)		
	Drive method	Active matrix		
	Pixels	2,304,000 (1,920 x 1,200) x 3, total of 6,912,000 pixels	1,024,000 (1,280 x 800) x 3, total of 3,072,000 pixels	786,432 (1,024 x 768) x 3, total of 2,359,296 pixels
Lens	PT-EZ770Z/EW730Z/EX800Z: powered zoom (1.7-2.8:1), powered focus F 1.7-2.3, f 26.9-45.4 mm, PT-EZ770ZL/EW730ZL/EX800ZL: optional powered zoom/focus and fixed-focus lens			
Lamp	400 W UHM lamp x 1			
Lamp replacement cycle	3,000 hours*2 (lamp power: Normal), 4,000 hours*2 (lamp power: ECO 1), 4,500 hours*2 (lamp power: ECO 2)			
Screen size (diagonal)	1.02-10.16 m (40-400 in), 16:10 aspect ratio		1.02-10.16 m (40-400 in), 4:3 aspect ratio	
Brightness*3	6,500 lm (lamp power: Auto/Normal, Dynamic Mode, standard lens)	7,000 lm (lamp power: Auto/Normal, Dynamic Mode, standard lens)	7,500 lm (lamp power: Auto/Normal, Dynamic Mode, standard lens)	
Center-to-corner uniformity*3	90 %			
Contrast*3	5,000:1 (full on/full off, lamp power: Auto, Iris: ON)			
Resolution	1,920 x 1,200 pixels (Input signals that exceed this resolution will be converted to 1,920 x 1,200 pixels.)	1,280 x 800 pixels (Input signals that exceed this resolution will be converted to 1,280 x 800 pixels.)	1,024 x 768 pixels (Input signals that exceed this resolution will be converted to 1,024 x 768 pixels.)	
Scanning frequency	DVI-D/HDMI/DisplayPort/DIGITAL LINK	Dot clock: 25 MHz-162 MHz (VGA: 640 x 480 pixels to WUXGA: 1,920 x 1,200 pixels, VESA CVT-RB compliant, compatible with HDCP)		
	RGB (analog)	fr: 15 kHz - 91 kHz, fv: 24 Hz - 120 Hz, dot clock: up to 162 MHz		
	YPbPr (YCbCr)	fr: 15.75 kHz, fv: 60 Hz [480i (525i)] fr: 31.50 kHz, fv: 60 Hz [480p (525p)] fr: 15.63 kHz, fv: 50 Hz [576i (625i)] fr: 31.25 kHz, fv: 50 Hz [576p (625p)] fr: 45.00 kHz, fv: 60 Hz [720 (750)/60p]	fr: 37.50 kHz, fv: 50 Hz [720 (750)/50p] fr: 33.75 kHz, fv: 60 Hz [1080 (1125)/60i] fr: 28.13 kHz, fv: 50 Hz [1080 (1125)/50i] fr: 28.13 kHz, fv: 25 Hz [1080 (1125)/25p] fr: 27.00 kHz, fv: 24 Hz [1080 (1125)/24p]	fr: 27.00 kHz, fv: 48 Hz [1080 (1125)/24sF] fr: 33.75 kHz, fv: 30 Hz [1080 (1125)/30p] fr: 67.50 kHz, fv: 60 Hz [1080 (1125)/60p] fr: 56.25 kHz, fv: 50 Hz [1080 (1125)/50p]
	Video/YC	fr: 15.75 kHz, fv: 60 Hz [NTSC/NTSC4.43/PAL-M/PAL60], fr: 15.63 kHz, fv: 50 Hz [PAL/SECAM/PAL-N]		
Optical axis shift	Vertical ±60 %, horizontal ±10 % from center of screen (powered)**4		Vertical ±50 %, horizontal ±10 % from center of screen (powered)**4	
Keystone correction range	Vertical: ±40°*5, horizontal: ±30°*6			
Installation	Ceiling/floor, front/rear			
Built-in speaker	3.7 cm round shape x 1, output power: 10.0 W (monaural)			
Terminals	DVI-D IN: DVI-D 24-pin x 1 [DVI 1.0 compliant, compatible with HDCP, compatible with single link only]			
	HDMI IN: HDMI 19-pin x 1 [Deep Color, compatible with HDCP], audio signal: Linear PCM [Sampling frequency: 48 kHz/44.1 kHz/32 kHz]			
	DisplayPort IN: DisplayPort 20-pin x 1 [DisplayPort 1.1, compatible with HDCP], audio signal: Linear PCM [Sampling frequency: 48 kHz/44.1 kHz/32 kHz]			
	RGB 1 IN: D-sub HD 15-pin (female) x 1			
	RGB 2 IN: BNC x 5 (RGB/Y • Pb (Cb) • Pr (Cr) x 1), shared with VIDEO IN (S-video/composite video)			
	VIDEO IN: Pin jack x 1			
	MONITOR OUT: D-sub 15-pin (female) x 1 [not compatible with all inputs]			
	AUDIO IN: Pin jack (L/R) x 1, M3 x 2			
	AUDIO OUT: M3 x 1 (variable)			
	SERIAL IN: D-sub 9-pin (female) x 1 for external control			
	REMOTE IN: M3 x 1 for wired remote control			
	REMOTE IN 2: D-sub 9-pin (female) x 1 for external control			
	LAN: RJ-45 x 1 for network connection, DIGITAL LINK, 100Base-TX, compatible with PjLink™			
Operating noise*3	37 dB (lamp power: Normal), 31 dB (lamp power: ECO 1), 29 dB (lamp power: ECO 2)			
Filter	x 1, replacement cycle: up to 15,000 hours*8			
Mechanical shutter	Yes			
Cabinet materials	Molded plastic (PC + ABS)			
Dimensions (W x H x D)	PT-EZ770Z/EW730Z/EX800Z: 530 x 177*9 x 445 mm [20-7/8 x 6-31/32*9 x 17-1/2 in] (with supplied lens) PT-EZ770ZL/EW730ZL/EX800ZL: 530 x 177*9 x 385 mm [20-7/8 x 6-31/32*9 x 15-5/32 in] (without lens)			
Weight*7	Approximately 10.6 kg [23.4 lbs] (with supplied lens), approximately 9.8 kg [21.6 lbs] (without lens)			
Operating environment	Operating temperature: 0 °C-45 °C [32 °F-113 °F]*10, operating humidity: 10 %-80 % [no condensation]			
Supplied accessories	Power cord with power cord holder, wireless/wired remote control unit x 1, batteries (R03/LR03/AAA type x 2), Software CD-ROM x 1 [Logo Transfer Software, Multi Projector Monitoring and Control Software]			

\*1 When the Standby Mode is set to ECO, network functions such as Power On via LAN will not operate. Also, only certain commands can be received for external control using the serial terminal.

\*2 The values above are maximum values when they are used in cycles of being turned on for 2 hours and off for 0.25 hours. When the lamps are turned on and off more frequently, the lamp replacement cycle is shortened. The usage environment affects the lamp replacement cycle. \*3 Measurement, measuring conditions, and method of notation all comply with ISO 21118 international standards. \*4 The axis shift function cannot be used with the ET-ELW21. \*5 With vertical correction only. \*6 With horizontal correction only. \*7 Average value. May differ depending on the actual unit. \*8 The usage environment affects the duration of the filter. \*9 With legs at shortest position. \*10 The operating temperature range is 0 °C to 40 °C [32 °F to 104 °F] when used at altitudes between 1,400 m and 2,700 m [4,593 ft to 8,858 ft] above sea level. When operating temperature exceeds 40 °C [35 °C at high altitude], lamp power may automatically switch to ECO 2 in order to protect the projector. Models with an "L" designation are sold without a lens.

# Panasonic®



For more information about Panasonic projectors, please visit:  
 Projector Global Web Site - [panasonic.net/avc/projector](http://panasonic.net/avc/projector)  
 Facebook - [www.facebook.com/panasonicprojector](http://www.facebook.com/panasonicprojector)  
 YouTube - [www.youtube.com/user/PanasonicProjector](http://www.youtube.com/user/PanasonicProjector)

Weights and dimensions shown are approximate. Specifications and appearance are subject to change without notice. Product availability differs depending on region and country. This product may be subject to export control regulations. The projection distances and throw ratios given in this leaflet are for use only as guidelines. For more detailed information, please consult the dealer from whom you are purchasing the product. The PjLink trademark is an application trademark in Japan, the United States, and other countries and regions or registered trademarks. Crestron Connected is a trademark of Crestron Electronics, Inc. HDMI, the HDMI logo, and High-Definition Multimedia Interface are trademarks or registered trademarks of HDMI Licensing LLC in the United States and other countries. DisplayPort is a trademark or registered trademark of the Video Electronics Standards Association. All other trademarks are the property of their respective trademark owners. Projection images simulated. © 2013 Panasonic Corporation. All rights reserved.

All information included here is valid as of October 2013.

PT-EZ770ZG1 Printed in Japan.